



2021 NYSW State Cup Survey Results

Coaches and Managers:

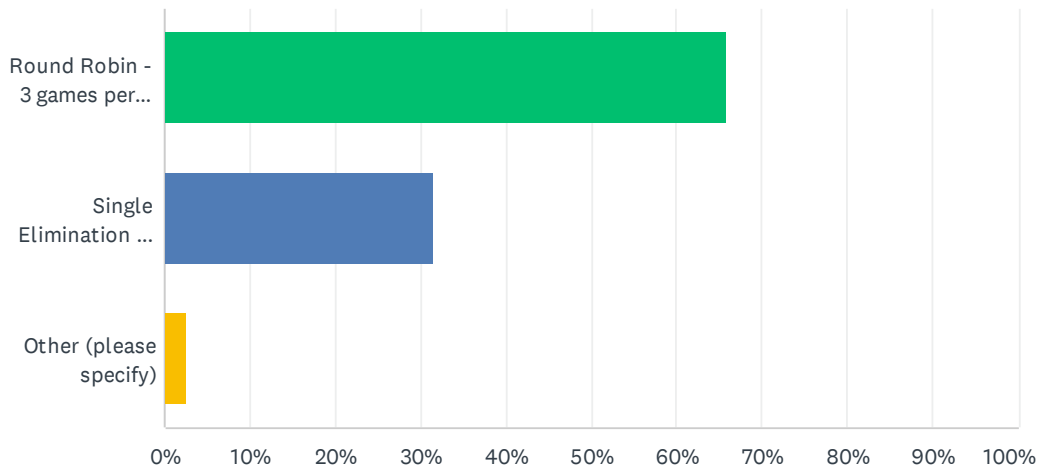
Please find attached the results of our 2021 State Cup survey. It was distributed via Survey Monkey to the coaches/managers of the 137 teams in attendance. We received a 17% response rate. Thank you to those who responded.

The information has served as input into our planning process. We look forward to discussing the results at our introductory webinar for the 2022 State Cup. In the interim, should you have any questions please direct those to StateCupchair@nyswysa.org. All the best for the holidays.

NYSW State Cup Committee

Finals Weekend Tournament Format

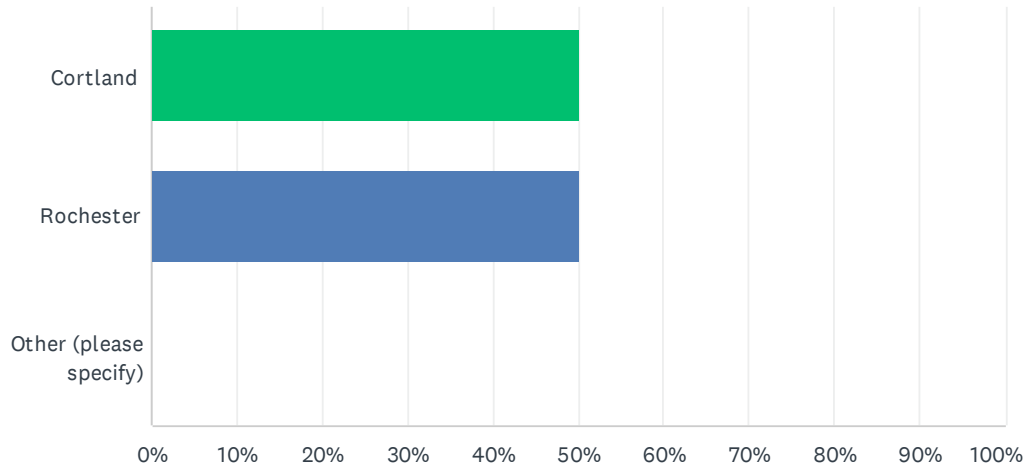
Answered: 38 Skipped: 0



ANSWER CHOICES	RESPONSES	
Round Robin - 3 games per team	65.79%	25
Single Elimination - Semi-Finals/ Finals	31.58%	12
Other (please specify)	2.63%	1
Total Respondents: 38		

Tournament Location

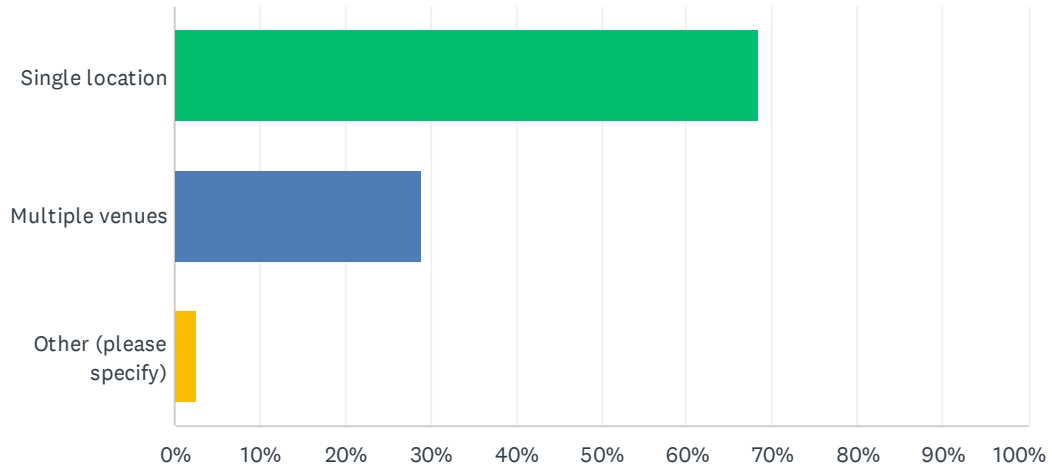
Answered: 38 Skipped: 0



ANSWER CHOICES	RESPONSES	
Cortland	50.00%	19
Rochester	50.00%	19
Other (please specify)	0.00%	0
TOTAL		38

Location Type

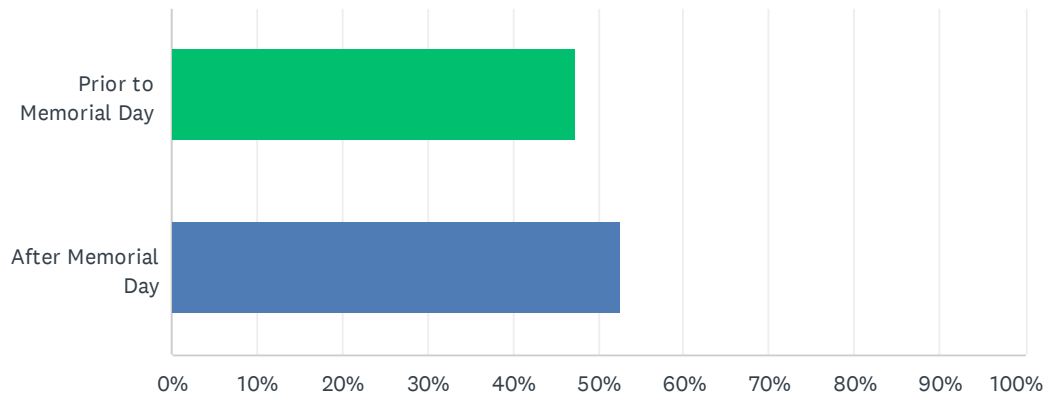
Answered: 38 Skipped: 0



ANSWER CHOICES	RESPONSES	
Single location	68.42%	26
Multiple venues	28.95%	11
Other (please specify)	2.63%	1
TOTAL		38

Event Dates

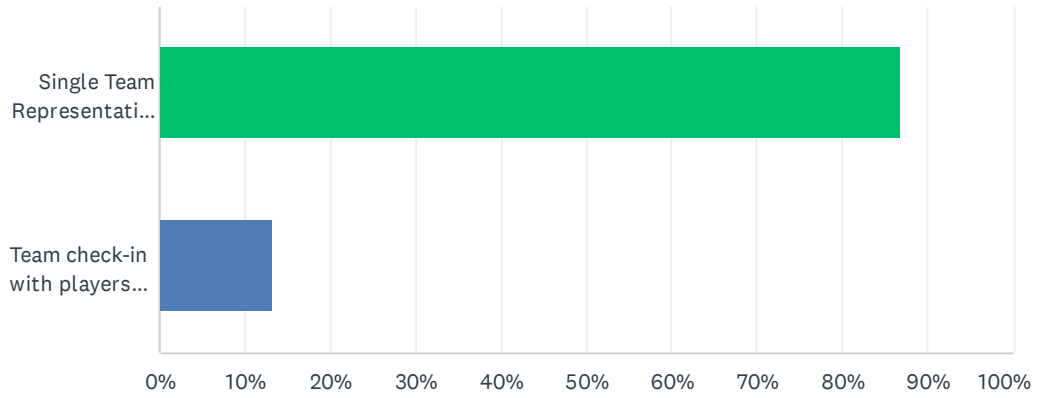
Answered: 38 Skipped: 0



ANSWER CHOICES	RESPONSES	
Prior to Memorial Day	47.37%	18
After Memorial Day	52.63%	20
TOTAL		38

Team Check-In Process

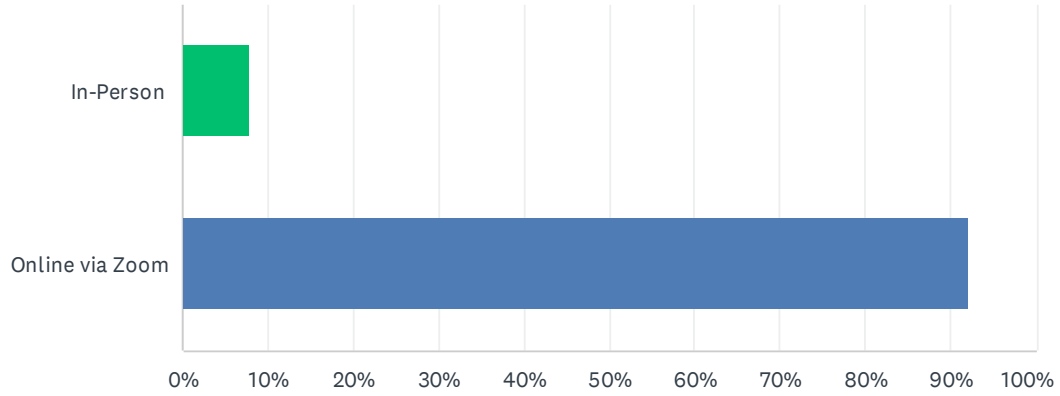
Answered: 38 Skipped: 0



ANSWER CHOICES	RESPONSES	
Single Team Representative to provide all documentation	86.84%	33
Team check-in with players present	13.16%	5
TOTAL		38

Select your preferred format for the Blind Draw. Feel free to include any additional comments on the process, timing or location.

Answered: 38 Skipped: 0



ANSWER CHOICES	RESPONSES
In-Person	7.89% 3
Online via Zoom	92.11% 35
TOTAL	38